

Smart Dimming Actuator

CDAE-01/04, CDAE-01/05-I, CDAE-01/05-E



Powering Business Worldwide

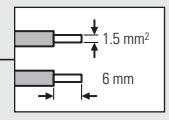
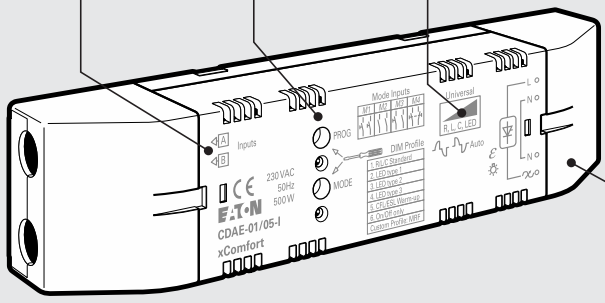
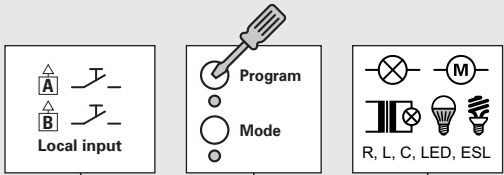


Danger
Lebensgefahr
Danger de mort
Nebezpečí
Nebezpečnostvo
Fare
Peligro
Életveszély
Pericolo di morte
Fare
Levensgevaar

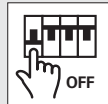
Perigo
Niebezpieczeństwo
Varning
Vaara
Hayati Tehlike
Pericol
Опасность
κίνδυνος θανάτου
危險
خطر على الحياة



Installation by electricians only
Montage nur durch Elektrofachkräfte
Montage uniquement par un électricien
Montáž pouze osobami s elektrotechnickou kvalifikací
Montáž iba osobami s elektrotechnickou kvalifikáciou
Må kun installeres af en aut. el-installatør
Debe ser installado por un profesional eléctrico
Csak szakképzett személy szerelheti
Montaggio esclusivamente ad opera di personale specializzato
Må monteres av autorisert installatør Gr.L
Montage alleen door elektrmonteurs
Deve ser instalado por um profissional
Montaz tylko przez uprawnionych instalatorów
Får endast utföras av behörig elektriker
Asennus vain sähköasentajan toimesta
Sadece uzman kisiler monte edebilir
Instalare numai de catre electricieni
Монтаж может производить только элктрик
Εγκατάσταση μόνο από ηλεκτρολόγους
仅允许合格电气技师进行安装
التركيب فقط من قبل عمال كهرباء اختصاصيين

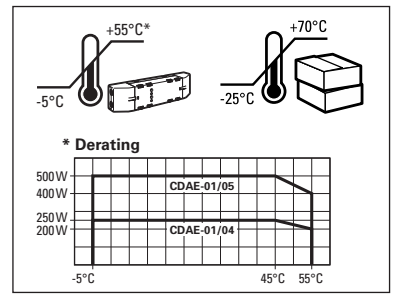


Actuator	Type	Load
CDAE-01/04		250 W
CDAE-01/05-I	Local input	500 W
CDAE-01/05-E	EMS, kWh	500 W



Technical Data / Technische gegevens / Teknische data / Technische Daten / Technická data

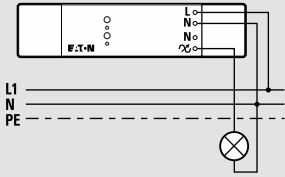
Power supply	230 VAC +10% -15%, 50 Hz
Load	0 - 250/500 W (0 - 250/500 VA) LED, ESL: 0 - 100/200 W* * Depending on the lamp type.
Power standby (Typical)	325 mW (EMS type: 425 mW)
EMS	0.5 W to 250/500 W, 5% ±0.5 W (>0.5 W)
Local Input	230 VAC (Max. 265 V)
Binary Input voltage	Maximum 265 V (Same phase)
Input contact resistance	< 10 kΩ reliably ON, IN to L > 50 kΩ reliably OFF
Voltage difference	< 1 V reliably ON IN to L > 3 V reliably OFF
Overload protected (Auto recovery)	
Short-circuit protected (Auto recovery)	
Dimensions	150 x 34 x 28 mm (H x W x D)



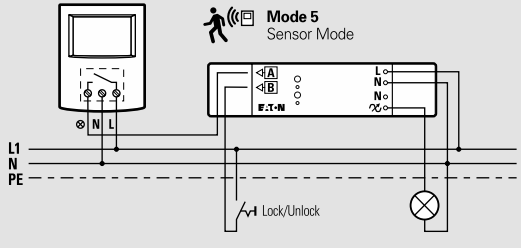
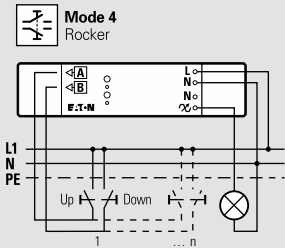
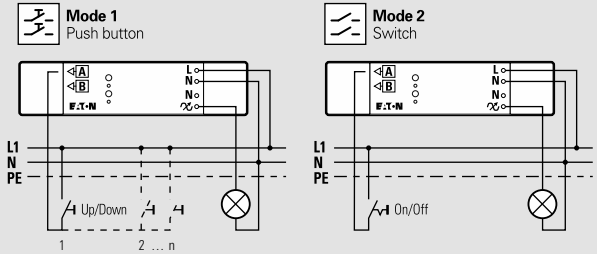
MRF	Version 2.44
RM	Version V41c
SHC-RF	Version 2.1
ECl-RF	Version 2.01
USB-RF	Version 2.10

Wiring diagrams / Aansluitschema's / Koblingskjesmaer / Schaltpläne / Schéma zapojení

CDAE-01/04, CDAE-01/05-E



CDAE-01/05-I with Local Inputs



Set Local Input Mode / Lokale Ingang toewijzen / Tildele Lokal Inngang / Zuweisung lokaler Eingang / Přirazení místního vstupu (CDAE-01/05-I)

- 1x Mode 1 Push button / Pulsdrucker / Trykknapp / Tastfunktion / Tlačitko
- 2x Mode 2 Switch / Schakelaar / Bryter / Schalter / Pøepína
- 3x Mode 3 Mixed / Gemengd / Blandet / Mixed / Smíšená
- 4x Mode 4 Rocker / Tuimelschakelaar / Vippebryter / Wippschalter / Kolébkový spínaè
- 5x Mode 5 Sensor Mode / Sensor Mode / Sensor Mode / Sensor-Modus / Mode Sensor

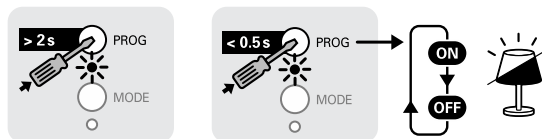
See wiring examples for modes 1, 2, 4 and 5.
Zie bedringsvoorbeelden modi 1, 2, 4 en 5.
Se koblingskjesmaer for modi 1, 2, 4 og 5.
Siehe Schaltbeispiele für die Modi 1, 2, 4 und 5.
Viz Příklady zapojení pro režimy 1, 2, 4 a 5.

Set Dim Profile / Dim Profil instellen / Stille inn dimmeprofil / Einstellen des Dim Profil / Nastavení Dim profil

- 1x LED 1
- 2x LED 2
- 3x LED 3
- 4x LED 3
- 5x ESL
- 6x ON/OFF

See LED compatibility list for correct LED Dim Profile.
Zie de LED-compatibiliteitslijst voor het juiste LED Dim-profiel.
Se LED-kompatibilitetslisten for korrekt LED dimmeprofil.
Siehe LED-Kompatibilitätsliste für das korrekte LED Dim Profil.
Viz LED seznam kompatibilních pro správnou LED Dim Profilu.

Manual switching - test / Handmatig schakelen - test / Manuell betjening - test / Handschaltung - Test / Ruční přepínání / test



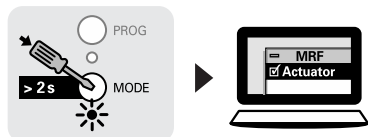
Assign Sensor in Basic Mode / Sensor in Basic Mode toewijzen / Tilknytte i Basic Mode / Zuweisen im Basic Mode / Přřadit v základním režimu



Remove Sensor in Basic Mode / Sensor in Basic Mode verwijderen / Fjerne i Basic Mode / Löschen im Basic Mode / Odstranit v základním režimu



Identify in MRF / Identifieren in MRF / Identifiser i MRF / Identifizieren im MRF / Identifikace v MRF



Back to factory default / Terug naar fabrieksinstellingen / Tilbake til fabrikkinnstillinger / Auf Auslieferungszustand zurücksetzen / Zpět na tovární hodnoty





Declaration of Conformity

We, EATON Industries (Austria) GmbH
3943 Schrems, Eugenia 1
Austria

declare under our sole responsibility that the product (family)

**Eaton - Dimming Actuator,
CDAE-01/04.; CDAE-01/05.. (contains RF-Modul
CSCZ-01/xx)**

(the declaration of conformity applies to all listed types within our actual product catalogue)

provided that it is installed, maintained and used in the application intended for, with respect to the relevant manufacturers instructions, installation standards and "good engineering practices"

complies with the provisions of Council directive(s):

RED Directive 2014/53/EU

RoHS Directive 2011/65/EU

based on compliance with following standard(s):

EN 301489-3 V2.1.1, EN 300220-2 V3.1.1, EN 60669-2-1:2010,
EN 50428:2005+A1:2007+A2:2009, EN 55015:2013, EN 61547:2009,
EN 50491-5-1:2010, EN 50491-5-2:2010, EN 60950-1:2006 + A11:2009
+ A1:2010 + A12:2011 + A2:2013, EN 62479:2010, EN 50581:2012

EU- type examination performed by:
TÜV Austria Services GmbH, Notified Body
1230 Vienna, Deutschstrasse 10, Austria

Affixing date of CE mark: 2015
Doc.Id.: CDAE-0104...CDAE-0105...171117

Fernando Ceccarelli

Senior Vice President
General Manager

17.11.2017

Friedrich Schröder
Director Quality
& Systems

